





Pressostati <i>Pressure switches</i>	Pressione massima di esercizio <i>Max. working pressure</i>	Massima potenza motore <i>Max. electric motor power</i>
870	10 bar / 145 psi	2 HP - V. 230/50/1 2.5 HP - V. 230/50/1 3 HP - V. 400/50/3
840/1	10 bar / 145 psi	2.5 HP - V. 230/50/1 3 HP - V. 400/50/3
840/2	10 bar / 145 psi	3 HP - V. 230/50/1 5.5 HP - V. 400/50/3
840/3	10 bar / 145 psi	4 HP - V. 230/50/1 7.5 HP - V. 400/50/3
871/1	8 bar / 116 psi	1.5 HP - V. 230/50/1
871/2		
890/1	10 bar / 145 psi	2.5 HP - V. 230/50/1
890/2	10 bar / 145 psi	3 HP - V. 400/50/3



Art. / Item	Tipo / Type	Cod.	Cod.	Pcs.
 870 Pressostato "STÖGER" senza valvola START <i>"STÖGER" pressure switch without START valve</i>		870	7.25.033.0000 3	4x1/4"F
 840 Pressostato senza valvola START trifase con protezione termica <i>Pressure switch 3-phase without START valve with overload protection</i>		840/1	7.25.084.0000 3	3x1/4"F+1x3/8"F 3+6
		840/2	7.25.088.0000 3	3x1/4"F+1x3/8"F 6+10
		840/3	7.25.089.0000 3	3x1/4"F+1x3/8"F 10+16
 871 Pressostato con valvola START incorporata <i>Pressure switch with built-in START valve</i>		871/1	7.25.024.0000 1	4x1/4"F 6.20.871.4002 1
		871/2	7.25.048.0000 1	1X1/4"F 6.20.871.1002 1
 890 Pressostato trifase <i>3-phase pressure switch</i>		890/1	7.25.026.0000 3	1x1/4"F
		890/2	7.25.046.0000 3	4x1/4"F