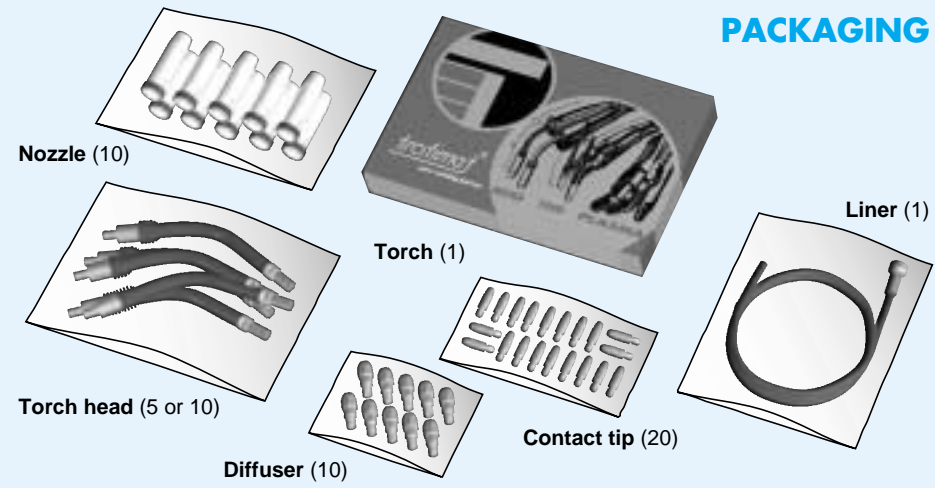




PACKAGING



Nozzle (10)

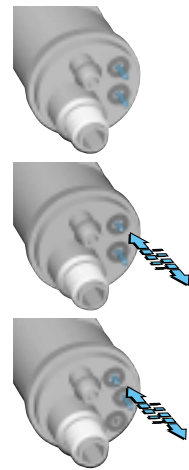
Torch (1)

Liner (1)

Torch head (5 or 10)

Diffuser (10)

Contact tip (20)



	ERGOPLUS 500	m	Liner	Adaptor	Trigger
EURO FIXED PINS	MB 7803	3	GM 530	AR 59	BX 24
	MB 7804	4	GM 531	AR 59	BX 24
	MB 7805	5	GM 532	AR 59	BX 24
EURO SPRING PINS	MB 7843	3	GM 530	AR 52	BX 24
	MB 7844	4	GM 531	AR 52	BX 24
	MB 7845	5	GM 532	AR 52	BX 24
EURO-SAF SPRING PINS 3 CONTACTS	MB 7863	3	GM 530	AR 105	BX 68
	MB 7864	4	GM 531	AR 105	BX 68
	MB 7865	5	GM 532	AR 105	BX 68

Wire conduit

QB 72 3 m
QB 73 4 m
QB 74 5 m

Control leads

BX 156 3 m
BX 157 4 m
BX 158 5 m

Gas hose

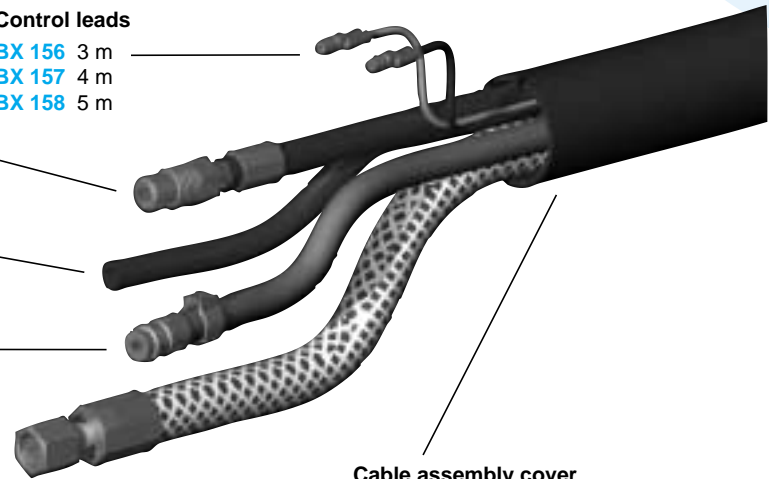
QB 80 3 m
QB 81 4 m
QB 82 5 m

Water inlet hose

QB 76 3 m
QB 77 4 m
QB 78 5 m

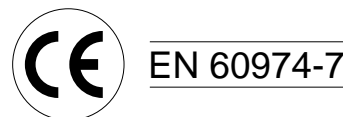
Water and power cable

QA 19 3 m
QA 20 4 m
QA 21 5 m



Cable assembly cover

MQ 205 3 m
MQ 206 4 m
MQ 207 5 m



ERGOPLUS 500

MIG TORCHES

trafimet®

your welding partner



trafimet®

your welding partner

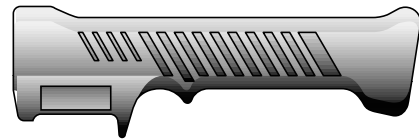
TRAFIMET spa claim that all items on this catalogue are manufactured in conformity with the "low voltage" CE 73/23 directive as per EN 60974-7 standard. The company reserve the right to modify any products without notice. TRAFIMET spa is the registered owner of all trademarks, patents and models.

Copyright © 1997 Trafimet Spa. All rights reserved. Print date 06/00

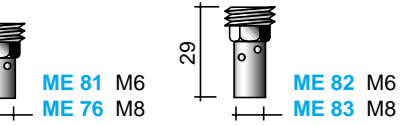
EA 0506

PLUS HANDLE

MP 36 Black



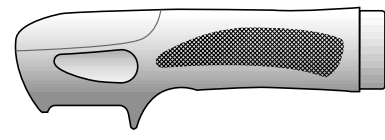
BX 20 BX 67 Microswitch




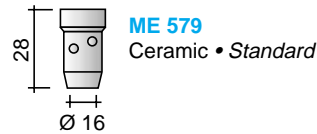
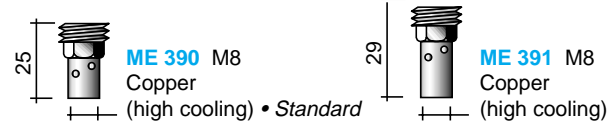
CY 02

ERGOPLUS HANDLE

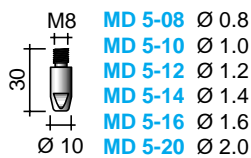
MP 133 Black
MP 134 Red
MP 135 Blue • Standard



BX 24 • Standard BX 68 Microswitch

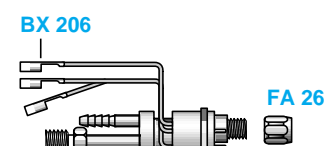
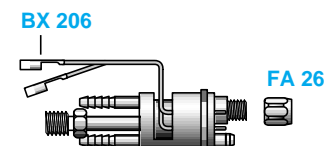
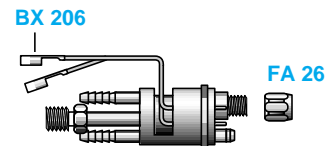
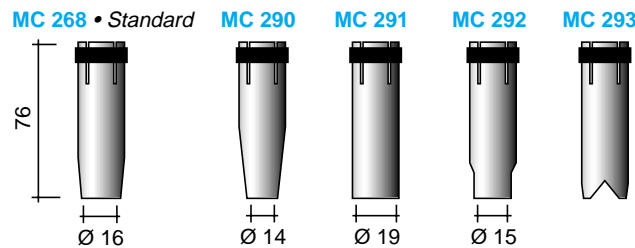


ALUMINIUM
CuCrZr

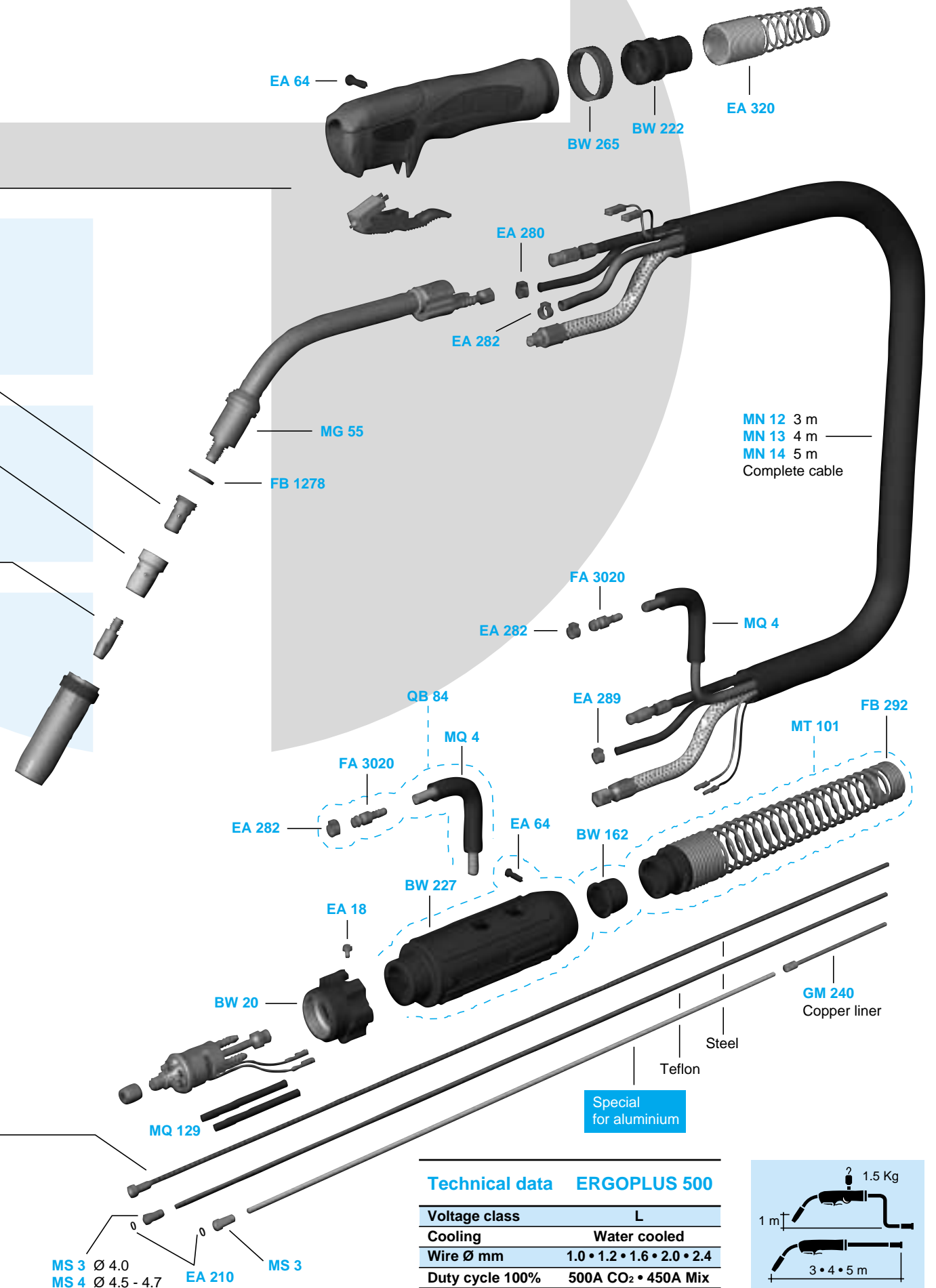
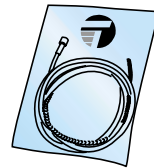


ALUMINIUM
CuCrZr • Standard

SPECIAL
SPECIAL CuCrZr



STEEL TEFLON		Special liners for aluminium with GM 240 liner included		
		TEFLON	TEFLON-GRAPHITE	CARBON
m	Blue (wire 0.8 + 1.0)			
3	GM 522	GM 600	GM 710	
4	GM 523	GM 601	GM 711	
5	GM 524	GM 602	GM 712	
m	Red (wire 1.0 + 1.2)		(wire 1.0 + 1.2)	
3	GM 526	GM 610	GM 715	GM 720
4	GM 527	GM 611	GM 716	GM 721
5	GM 528	GM 612	GM 717	GM 722
m	Yellow (wire 1.2 + 1.6)			
3	GM 530	GM 760		
4	GM 531	GM 761		
5	GM 532	GM 762		
m	(wire 2.0 + 2.4)			
3	GM 534			
4	GM 535			
5	GM 536			



Technical data ERGOPLUS 500	
Voltage class	L
Cooling	Water cooled
Wire Ø mm	1.0 • 1.2 • 1.6 • 2.0 • 2.4
Duty cycle 100%	500A CO ₂ • 450A Mix

