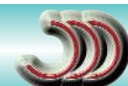


# FORCELLA **DY**









**DY**



Ruote con nucleo in poliammide 6 di colore neutro con rivestimento in poliuretano termoplastico di colore rosso RAL 3020.

Wheels with white Polyamide 6 centre and red (RAL 3020) thermoplastic Polyurethane tyre.



 mm	 Type	 mm	 mm	 mm	 DaN
<b>40</b>	DY	7	22	18	50
<b>50</b>	DY	7-8	22	18	55
<b>63</b>	TYB	10	27	22	60

**DY1P**














Supporto girevole in lamiera stampata e zincata con attacco a piastra.

Sistema rotante su doppia corona di sfere.

Swivel pressed steel, zinc plated housing, with plate fitting.

Double ball race.

 mm	 Type	 DaN	 mm	 mm	 mm	 mm	 mm	 mm	 mm	 mm
<b>40</b>	DY1P	35	62,5	18,5	47x47	5,5	33x33	24x6-7	-	-
<b>50</b>	DY1P	40	67,5	18,5	47x47	5,5	33x33	28x7-8	77	77
<b>63</b>	DY1P	50	80	18,5	47x47	5,5	33x33	28x7-8	77	77

**DY1P/2**



**DYO**














Supporto girevole in lamiera stampata zincata con attacco a foro centrale.

Sistema rotante su doppia corona di sfere.

Swivel pressed steel, zinc plated housing, with bolt hole fitting.

Double ball race.

 mm	 Type	 DaN	 mm	 mm	 mm	 mm	 mm	 mm	 mm	 mm
<b>40</b>	DYO	35	62,5	18,5	10	34	24x6-7	-	-	-
<b>50</b>	DYO	40	67,5	18,5	10	34	28x7-8	77	77	77
<b>63</b>	DYO	50	80	18,5	10	34	28x7-8	77	77	77

**DYO/2**



## VARIANTI - OPTIONS

--	--	--

# FORCELLA **DY**













**DYF**



Supporto girevole in lamiera stampata e zincata con attacco a codolo filettato.  
Sistema rotante su doppia corona di sfere.

Swivel pressed steel, zinc plated housing, with threaded stem fitting.  
Double ball race.

 mm	 Type	 DaN	 mm	 mm	 mm	 mm	 mm	 mmxmm	 mm
40	DYF	35	62,5	18,5	25	M10	34	24x6-7	-
50	DYF	40	67,5	18,5	25	M10	34	28x7-8	77
63	DYF	50	80	18,5	25	M10	34	28x7-8	77









**DYF/2**



**DYSF**



Supporto in lamiera stampata zincata con attacco fisso a piastra.  
Fixed pressed steel, zinc plated housing, with plate fitting.

 mm	 Type	 DaN	 mm	 mmxmm	 mm	 mmxmm	 mmxmm
40	DYSF	35	62,5	48x47,5	5,3	33x33	24x6-7
50	DYSF	40	67,5	48x47,5	5,3	33x33	28x7-8
63	DYSF	50	80	46x48	5,3	33x33	28x7-8

VARIANTI - OPTIONS

--	--	--